



# Wongarbron Public School Newsletter

31 May 2019 ~ Term 2 Week 5

## Principal's Message

Dear Parents and Caregivers

### Reconciliation Week

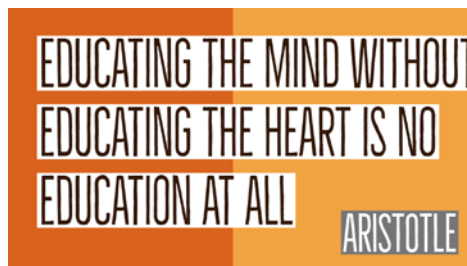
We will be acknowledging Sorry Day-Reconciliation Week at school this week. An important time to talk and learn about these issues and historical events; the 1967 Referendum and of course where we are along the journey of reconciliation.

### School Uniform

School Uniform is to be worn at all times whilst at school. At this time with a very cool change students must have school jumpers and long pants on for warmth. We are running low on clothing pool jumpers for students that come to school without the right uniform. Please ensure that students are sent with the correct uniform each day. Ensure that all clothing is labelled correctly.

### Annual School Report

Each year the school reflects on the year that was. Peter kindly organised this information before he went on leave and it is now ready to be published on the schools website. This document provides you with a detailed report of how funding has been allocated throughout the year and the key initiatives the school has undertaken to meet the strategic directions of the NSW Department of Education. There was a delay in the publication due to the late release of last year's NAPLAN results.



### Thunder Bus

The Thunder Bus is set to visit over 30 schools and communities and Wongarbron has been lucky enough to experience this today. The Thunder Bus was a fun and interactive way to allow our students to get involved with the Sydney Thunder Cricket team. There were inflatable throwing, and batting nets that allowed the students to experience the life of a cricketer. The students showed exemplary sportsmanship and enthusiasm for all the activities they were involved in today.

### District Cross Country

Good luck to the students that have been chosen to represent our school at the district carnival in Dubbo. I will be accompanying the students and I am hoping for warmer weather next week. Full sports uniform is to be worn and we are to meet at 10am.

Regards

Nikki Mudge

Relieving Principal

## 'Try Always'

### UPCOMING EVENTS

#### TERM 2

Wednesday.....June 5  
District Cross Country

Thursday.....June 6  
Dubbo Eisteddfod – School Choir

Monday.....June 10  
Queen's Birthday holiday

Tuesday.....June 11  
School Council meeting

Wednesday.....June 12  
NAP Civics and Citizenship Trial Yr 6

Wednesday.....September 4  
Year 4/5/6 Sydney excursion

### NOTES & PAYMENT DUE

- \* Year 4/5/6 Sydney excursion
- \* Eisteddfod
- \* Cross Country
- \* Information update
- \* 2019 Voluntary Contributions  
\$50 first child / \$40 second child / \$30 third child



# Thanks Nudge!



## General Assistant Staff Changes

Nigel Payne (Nudge) has been a valued member of our staff as our General Assistant for the past 4 years and I would like to take this opportunity to thank him for his commitment to our school and for keeping our grounds looking fantastic.

Congratulations to Greg Gillin, who was successful in securing the casual position as our general assistant. We would like to welcome him to our staff and we look forward to working with him in the future.

## ARE YOUR DETAILS UP TO DATE?

We are currently collecting our annual update of information for our students. The ghosted enrolment forms were sent home with your child on Wednesday this week. Could you please check the details of your child's form, make any alterations (in red pen if possible) and return to the school office?

If you move, change phone numbers or change jobs etc., please always notify the school in writing as soon as possible. We may need to reach you due to illness or emergency relating to your child. Your employment details impact on the funding the school receives.

Thank you for assisting us by ensuring all details remain current at the school at all times.

## We are now taking enrolments for Kindergarten 2020.

If you have a child or know of a child wanting to commence Kindergarten at Wongarbone Public School in 2020, please contact the School Office on 6887 8242 or email: [wongarbone.school@det.nsw.edu.au](mailto:wongarbone.school@det.nsw.edu.au) to enrol your child.

## Assembly Awards

### Term 2 Week 4

#### Class Award

Year 5/6	Courtney, Toby, Zander
Year 2/3/4	Bonny, John, Coby
K/1	Alice, Toby, Adelaide

#### Performance Award

Year 5/6	William L, Benji, William J
Year 2/3/4	Eli L, Hamish, Georgia
K/1	Amelia, Rick, Blake

#### Book Award

Year 5/6	Jayden
Year 2/3/4	Lilly
K/1	Alexis

# headsUP!


our  
P&C



is coming soon!



# Batter up!



**Session Two - Batting skills**





## Around our grounds

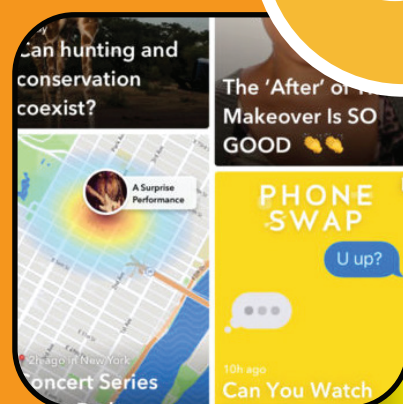




AGE RESTRICTION  
**13+**



Snapchat is a photo sharing app for mobile phones and tablets. The app allows users to share images, videos and chat with friends. Users can share images and videos directly to specific friends, or through a 'story' shared with their entire friend list, which documents the previous 24 hours. In a study, Snapchat was ranked the 4th most negative app in terms of having an impact on young people's health and wellbeing, with children feeling that they can use the app Snapchat to "make you look pretty."



# What parents need to know about **SNAPCHAT**

## EXPOSING YOUR CHILD'S EXACT LOCATION

The 'Snap Map' lets you share your EXACT location in real-time through a map on the app. The user's location updates when the app has been opened on the device. There is a warning on the Snapchat website about uploading images and videos to 'Our Story,' stating that "snaps you submit to 'Our Story' can still show up on the Map, no matter which location setting you choose!" When uploading to 'Our Story,' your child's image or video could appear in "Search results and Stories on or off Snapchat - today or in the future."

## LENS EXPLORER

The 'Lens Studio' on Snapchat gives users the freedom to use their imagination to design their own filters for themselves and others to use. Snapchat states that the lenses users create "must comply with our Lens Studio Submission Guidelines and Community Guidelines and must be appropriate for Snapchatters ages 13+." The 'Lens Explorer' in the app now enables users to choose from thousands of these creations to alter their snaps. Anyone can create a lens for Snapchat, which gives opportunities for age-inappropriate content to be uploaded.

## SCREENSHOTS & SAVED MESSAGES

While Snapchat's gimmick is that all photos, videos and text disappear eventually, users still have the capability to screenshot or record anything which has been sent to them. Users may sometimes forget that screenshotting is possible and send a compromising image or message to somebody who they think they trust. They may also accidentally send an image or message to somebody who they do not trust. Simply by pressing and holding a message, the user is able to save a message they have received, which can be screenshotted or used against them at a later date.

## SNAPSTREAKS & ADDICTION

'Snap Streaks' are gained when snaps have been sent back and forth consecutively between friends. The longer that snaps are sent between users, the longer the streak becomes. Furthermore, Snapchat rewards users who have achieved high Snap Streaks, by gifting emojis, adding incentives for users to keep the streaks. Children invest time into making their streaks as long as possible, which can put an incredible amount of pressure on both themselves and their friendships.

## SEXTING

Due to 'Snaps' disappearing, (users can even send a one-second photo or video), Snapchat has become the chosen platform for children and young people to send sexually explicit images or 'selfies.' Once a photo/video has been screenshotted, or recorded using another device or software, this can lead to further dangers, such as blackmail and cyberbullying. It is illegal to make, possess, download, store and share sexual images, photos and videos of a person under the age of 18. This also includes any sexual images, photos and videos that a child may have taken of themselves. However, if a young person is found creating or sharing images, the police can choose to record that a crime has been committed, but taking formal action isn't in the public interest.

## SNAP ORIGINALS

Through 'Snap Originals,' users can watch content which has been created by Snapchat on the app, including comedy shows, drama, news and more. Additionally, there are new lenses and filters available, inspired by the 'snap originals' shows. This is another feature to encourage addiction.



# Top Tips for Parents



## THE RISKS OF SEXTING

It can be slightly awkward talking about this topic with your child, but if it helps them protect themselves, it is worth it. Talk to them about the consequences of sexting and make sure that they're aware of the risks. Ensure your child knows that 'Snaps' can be screenshotted. Teach them that if they post anything potentially embarrassing or harmful (either of themselves or someone else) it can have severe consequences as the message, image or video can be shared further.

## REPORTING A STORY, LENS, FILTER, SNAP OR MESSAGE

If your child comes across inappropriate Snapchat content sent directly to them or in another person's story, advise them to report it immediately. This may include an inappropriate lens, filter, message or snap. To report an offensive lens, they should open the app and select the lens they want to report. An info button will appear above the lens. Click this, followed by the flag icon. This will send a report to Snapchat for further investigation. Reports can also be made on the Snapchat support website: [support.snapchat.com](https://support.snapchat.com).

## USE 'GHOST MODE'

We highly recommend enabling 'Ghost Mode' on the app so that your child's location will no longer be visible to anyone on the 'Snap Map.' To enable this, go onto the Snap Map and tap the cog in the top-right corner. Here, change the setting to 'Ghost Mode.'

## HOW TO DELETE A MESSAGE

Advise your child never to send any negative messages (or images through gallery in the chat on the app) as screenshots can still be taken. You should also advise your child to screenshot any negative comments they receive as the sender can also delete them. To delete a message, simply press and hold the sent message and press delete.

## TURN OFF 'QUICK ADD'

'Quick Add' helps friends find each other on the app. This is based on mutual friends or if their number is in their phone book. Explain to your child that this feature can open up their profile to strangers. We highly recommend that your child turns off the 'Quick Add' feature. This can be done in the settings.

## RESTRICT STORY VIEWS

Your child can add videos and images to their 'Story' throughout the day which will last for 24 hours. By default, anyone in a user's friends list can see their story. We recommend checking the privacy settings to ensure that this has not been edited. This can simply be done in the app's settings under the 'Who Can View My Story' section. The options to choose from are 'My Friends,' 'Everyone' or 'Custom' - we suggest that it is set to 'My Friends.'



\* # ~ @ \$



**National  
Online  
Safety**

A whole school community approach to online safety  
**[www.nationalonlinesafety.com](http://www.nationalonlinesafety.com)**

Email us at [hello@nationalonlinesafety.com](mailto:hello@nationalonlinesafety.com) or call us on 0800 368 8061