

# Wongarbon Public School



# Information Book



Education  
Public Schools

<https://wongarbon-p.schools.nsw.gov.au>



# Welcome to Wongarbon Public School

*Wongarbon Public School is a school where children have a commitment to learning and responsibility in an aesthetically pleasing environment.*

## A school where we endeavour to:

- Develop the self-esteem of all pupils.
- Encourage all children to achieve their maximum potential in all areas of school activity.
- Provide for individual differences among pupils.
- Encourage and appreciate acceptable standards of courtesy and behaviour.
- Foster the appreciation and the worth of others and their efforts.
- Maintain a cheerful, pleasant learning atmosphere both within and without the classroom.
- Encourage the pupils to contribute to the school, community and society through involvement.
- Involve the parents in the management of the school.
- Provide strategies for all staff members to develop
- Efficiently manage the resources available to us.

# How to contact us



**Telephone:** 6887 8242 **Fax:** 6887 8435

**Postal Address:** 28 Railway Street Wongarbron NSW 2831

**Email:** [wongarbron-p.school@det.nsw.edu.au](mailto:wongarbron-p.school@det.nsw.edu.au)

**Website:** <http://www.wongarbron-p.schools.nsw.edu.au>


## School Staff

<b>Principal:</b>	Mrs Jody Hall
<b>Assistant Principal C&amp;I:</b>	Mrs Jackie Brabrook
<b>School Administration Manager:</b>	Mrs Michelle Dunn
<b>Class Teachers:</b>	Miss Wendy Muir (K/1) Mrs Megan Rich (Year 2/3) Miss Sophie Uren (RFF) Miss Jessica Magrin (2 days per week)
<b>School Administration Officer:</b>	Mrs Kim Bell (1 day per week)
<b>School Learning Support Officer: Integration</b>	Mrs Kim Bell
<b>School Learning Support Officer: Breakfast Club</b>	Miss Grace Brennan
<b>General Assistants:</b>	Mr Stan Yates Mr Greg Gillin

## Bell Times

School commences:	9:00am
Recess:	11:00am – 11:25am
Lunch:	1:00pm – 1:55pm
School concludes:	3:00pm
School Office Hours	8:30am – 3:30pm

Please note: teachers are not on duty until 8:30 am and students should not arrive before this time.



**At**

## Wongarbron Public School

**WE  
ARE**

### SAFE

- *when we are in the right place at the right time.*
- *when we keep our hands, feet and objects to ourselves.*

**WE  
ARE**

### RESPONSIBLE

- *when we look after our school and personal belongings.*
- *when we have the correct equipment.*

**WE  
ARE**

### RESPECTFUL

- *when we follow all teacher instructions.*
- *when we play nicely with our peers.*

**We are SAFE, RESPONSIBLE and RESPECTFUL at Wongarbron Public School.**



Education  
Public Schools





# Supporting the school

Parents can assist in the day-to-day operations of the school by:

- Contacting your classroom teacher first, when issues arise concerning your children: They know the day-to-day activities and incidents as they happen and are more in tune with getting the facts and are better informed.
- Ensuring names are on children's property (especially school uniform) so they can be returned to rightful owners.
- Supporting school fundraising activities. Any money raised by the Parents and Citizens Association is spent on the children at the school. The school welcomes any parents or guardians who can contribute.
- Maintaining a positive influence within the school. We need a focus on the good things that are happening in our school. Children respond to positive talk as it makes school more fun for them.
- Treating people how we want to be treated ourselves in all our interactions. (Parents, Teachers and Children). We all wish to be treated with respect, kindness and courtesy. It is a societal expectation and important that we as individuals model this behaviour.

---

# Keeping children safe and happy



## ABSENCES: IT'S NOT OK TO BE AWAY!

*All students are expected to attend every school day (unless they are legally excused) and be in class on time and prepared to learn. Regular school attendance builds a sound foundation for a good education.*

*If your child doesn't attend school on a particular day due to illness or a family commitment, a signed and dated note from a parent explaining the reason your child did not attend school is required to be given to the classroom teacher.*

*Classes commence at 9:00am and finish at 3:00pm. Parents/Caregivers of children arriving late are required to complete and sign a note of explanation or if leaving early are to sign the early leavers register at the school office.*

*All children who are absent from school for a full or part day must have this absence verified in written form by a parent or caregiver. If no note is forthcoming within a reasonable time (1 week) a note will go home from the school asking for a reason for the absence.*

*Students who miss the start of the lesson find it very difficult to catch up.*

## ASSEMBLIES

To maintain unity among the pupils, a whole school assembly is held on most Fridays each week at 2:30 pm at the community Hall. Parents are encouraged to attend.

The aims of the assembly are to:

- Permit students to display suitable examples of their work
- Be a vehicle for commendation of student effort
- Encourage values among students
- Promote the feeling of belonging

## BICYCLES

- Children who ride bicycles/scooters to school must wear a safety helmet and their bicycle should be roadworthy.
- Children under ten years of age riding bicycles must be accompanied by an adult.
- Children must observe the road safety rules.

---

## BREAKFAST CLUB

Breakfast Club operates five days a week from 7:45am to 8:50 for all students.

The Breakfast Club is an important activity for the school and is supported through the school budget and sponsorship from the Foodbank Australia School Breakfast 4 Health Program.

## CAPTAINS AND SRC

The Captains and Vice Captains are elected from Year 6. If there are too few students in Year 6 then Year 5 students may be elected.

Office bearers are presented with their badges at the schools presentation night the previous year.

## CARNIVALS—Athletics and Swimming

Wongarbon Public School belongs to the Dubbo – Wellington Small School Sports Association.

This association, which is affiliated with the Dubbo Primary School Sports Association conducts a swimming carnival in February and an athletics carnival usually in Term 3. Both carnivals are held in Dubbo.

During carnivals, parents MUST see their child's teacher if they collect their child before he/she has been officially dismissed. School uniform is to be worn.

## COLLECTING CHILDREN DURING SCHOOL HOURS

If you need to collect your child during school hours, please visit the office and sign your child out and the early departure will be entered into the student administration system EBS.

## EMERGENCY INFORMATION

Please ensure that you have provided your latest address and telephone numbers to the school office. If you change your address or telephone number during the year please let us know in writing. Please supply the names and phone numbers of two emergency contacts in case we are unable to contact you in an emergency.

## EXCURSIONS

NO child is allowed on an excursion without a correctly completed permission note signed by a parent or caregiver. Any parent who intends picking up their child during an excursion, must send a written request to the school prior to the excursion date.

## FIRST AID

It is the responsibility of staff to ensure that the safety and wellbeing of all students is maintained at all times. Students who become ill or injured at school will be cared for to the best of our ability. When a child is unwell or hurt, staff will make every effort to contact parents in order for the child to be collected from school. Should the student require a quiet place to rest or recover, a bed is available in the sick bay. Our office staff, have first aid qualifications, as do many of our staff. Staff have also been trained in the management of anaphylaxis and asthma.

## Did you know?

**It's important to keep the school informed of any changes to your child's health.**



# HOME READING

Reading with children is fun and one of the best ways to help prepare them for school.

Children learn about the value and importance of reading as they watch their family reading and writing in everyday life.

Whether reading a novel, sharing a story, using a recipe, making a shopping list, writing a birthday card or reading a street sign, children observe the value of reading and writing.

## What you can do at home

Be yourself and involve your child in everyday conversations from an early age.

1. *Read aloud to your child. It will help your child to learn the language of books and encourages the enjoyment of books and reading.*
2. *Talk about books together - make reading a shared, enjoyable activity.*
3. *See that there is a range of reading material for your child at home, both fiction and non-fiction.*
5. *Try not to let television intrude on reading time - set aside some uninterrupted time to read with your child.*
6. *Listen to your child read everyday, even if only for a short time.*
7. *Give books as treats and presents.*
8. *Discuss the meanings of stories and words.*
9. *Join your local library. Borrow books for yourself as well as your child.*



## Did you know?

As few as 10 minutes a day reading to or with your child can make a tremendous difference in that child's development. Set the 10 minutes aside each day and make it a firm commitment. We can all find 10 minutes. Even in the busiest schedules. It will be time well spent, time which is priceless, time which cannot be recaptured if we let it pass.



# Kindergarten to Year 6 Assessment & Reporting

- *Check in Assessment*
- *Term 2 and 4 a detailed outcomes based A-E report*
- *National Assessments in Literacy and Numeracy Program (NAPLAN)*
- *Best Start*
- *UNSW Science, Mathematics and English Assessments*

*Students may also elect to undertake the following assessments for:*

- *Opportunity Class Placement*
- *Selective High Schools Year 7 Placement*


## School-based assessment and reporting in Kindergarten to Year 6

Each child's achievement and progress in class is assessed by their teacher(s). Teachers use a variety of ways to assess their students including observing their work in class and looking closely at the work they produce. They make assessments of their students' progress throughout the year.

Teachers will also make judgements twice a year of each student's achievement compared with the expectations described in each key learning area (KLA) syllabus. In Years 1 – 6, their judgements are made on an A - E grading scale and are reported to a child's parents on the written report provided by each school twice a year. In Years 1 and 2, A - E grading will be reported in English and Mathematics and in Year 3 - 6, for all KLAs. Kindergarten students' progress will be reported through the descriptions provided by teachers in their comments. The policy in public schools for Curriculum planning and programming, assessing and reporting to parents, K - 12 is on the DoE policies website.

**You can find more information about what your child will study on the NSW Education Standards Authority website.**

**[educationstandards.nsw.edu.au](http://educationstandards.nsw.edu.au)**



## LIBRARY

Each class visits the library each week. Children may borrow books during this time providing they have a bag in which to carry the books.

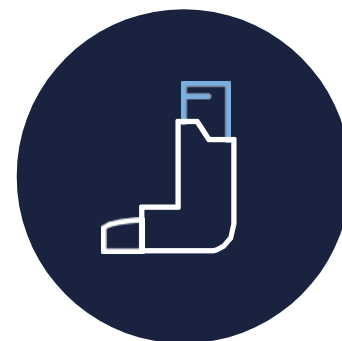
Families are responsible for the replacement of books their children do not return.

## MEDICATION

To ensure the medications are administered appropriately to students in our care:

- *Children who are unwell should not attend school.*
- *Non-prescribed oral medications (e.g. headache tablets) will not be administered by school staff.*
- *All parent requests to administer prescribed medications to their child must be in writing on the form provided at the school office and must be supported by specific written instruction from the medical practitioner or pharmacist including the name of the student, dosage and time to be administered. It will be stored in the school office.*
- *Classroom teachers should be informed by parents of prescribed medications for students in their charge and classroom teachers will release students at prescribed times so that they may visit the school office and receive their medications.*
- *All students with Anaphylaxis or Allergies must provide an up to date action plan and medication to the school on their child's first day.*
- *All students with Asthma must have an up to date written Asthma Management Plan that will be filed in the school office. Parents/guardians are responsible for ensuring their children have an adequate supply of appropriate asthma medication (including a spacer) with them at school at all times.*
- *The school have staff trained in the administering of reliever puffers such as Ventolin, Asmol or Bricanyl.*
- *If your child has anaphylaxis please ensure that an EpiPen and action plan is given to the school.*

- Parents of children who require prescribed medication to be administered at school must complete a written request form available from the school office.
- Students must not carry medications unless there is a written Agreement between the school and the student's parents that this is a planned part of the student's health care support.
- Students' immediate access to prescribed medication is very important for the effective management of conditions such as asthma. Students and parents need to be advised of this requirement so that students are not left without access to critical medication.



## MONEY SENT TO SCHOOL

All money sent to the school is to be in an envelope (used or new), marked with the child's name, the amount and the purpose for which it is to be used and placed in the secure drop box located in the office foyer.

## NEWSLETTERS

A school newsletter is compiled each week; the deadline for typing purposes is Friday. This newsletter is a major communication link between school and home and contains information of upcoming events and other matters we wish to bring to your attention. Please read the newsletter carefully and keep it for referral.

**The school newsletter is published weekly usually on Tuesdays and can be viewed or downloaded from the School Stream app or our website @ <https://wongarbon-p.schools.nsw.gov.au> and is distributed to the oldest child in each family at the school.**

## PARENTS AND CITIZENS' FEDERATION (P&C)

The Federation of Parents and Citizens' (P&C) Association was established in 1912 and represents, at state level, more than 2,100 public school parents and citizens' associations. These associations are made up of parents/caregivers, citizens, teachers and students. The federation is committed to fostering the parent-teacher partnership at every level within the Department and celebrating the achievements of the government school system. Members of the P&C attend regular school meetings and work with the school on fundraising and other activities within the school, such as organising working bees and holding gift stalls and fetes.

At Wongarbon Public School the P&C meets on the fourth Wednesday of each month at 6:30pm. Being involved in the P&C can give you a better understanding about what happens at our school, as well as an opportunity to get to know others in our school community. You don't need to do anything to join – just come along and get involved!



If you've got ideas for activities or would like to meet more parents and families at the school, then we look forward to seeing you there!

Can you  
help?

All children are expected to leave and enter the school by the back gate unless accompanied by parents.

Parents who drive vehicles to pick up their children please observe the following safety precautions:

**1. FRONT GATE**

Parallel parking on the school side of Railway Street. Angle parking is only allowed if it is in a specifically designated area. No child will then be in danger of having to cross the road.

Children are not to step off the grass verge.

**2. BACK GATE**

**No parking in the bus zone**

- *Please reverse park towards the back fence on the school side of the road.*
- *Parking on the other side of the road is parallel.*
- *Parents must collect children from the gate before crossing the road.*
- *Children must enter vehicles on the safe side, kerb side of the vehicle.*
- *Pedestrians to keep off roadway.*
- *All children riding bicycles to school must wear helmets.*
- *Children under ten years of age riding bicycles must be accompanied by an adult.*
- *Seatbelts must be worn by all passengers.*

Parents, please remember that you need to park legally and drive safely around schools for your children's, and others, safety.

**SCHOOL SAFE**



---

## SCHOOL BUS TRAVEL

Most children who live more than 2 kilometres from school have access to the school bus each day. This service is free to those children in all classes.

Children living within the 2 kilometre limit but are attending the infants classes may access the bus from its pickup points free of charge. Children living within the 2 kilometre limit and are attending primary classes may access the bus from its pickup points but must pay for the service.

### ***How to apply for a school travel pass***

To apply for a school travel pass, go online and complete the application form. @ <https://apps.transport.nsw.gov.au/ssts/#/howToApply>

**Step 1.** Parents (or students aged 16 or over) first fill in the online application form.

**Step 2.** Note down your N or UN number

**Step 3.** Follow the steps provided on the screen to submit your application to your school for endorsement

*School endorsement - After you have submitted your application, your school needs to endorse it.*

Processing your application - Transport for NSW will process the application.

Issuing free school travel passes - If your application is successful:

- For travel in rural and regional areas, a school travel pass is sent, if the operator issues passes. For rural/regional students, please contact the operator(s) directly to find out when and where the student's pass(es) will be sent. Note: some operators in rural/regional areas
- do not issue passes.

The application process may take several weeks and you will be informed of the outcome of email.

## SPORT

Sport days will generally be on Friday unless otherwise indicated through the newsletter.





## STUDENT HEALTH

If your child gets sick or is injured at school, every effort will be made to contact you at the telephone numbers recorded on the student enrolment forms.

In the case of illness where the parents or other nominated parties cannot be contacted, the only facilities we have is the sick bay bed on which the children can rest and be monitored.

Should your child seem unwell before leaving for school, it is advisable to keep him/her at home and advise the school.

Please Note: In the case of serious injury if you cannot be contacted, an ambulance will be called to transport your child to hospital.

### If your child is sick at home

Keep your child away from school and see your doctor if your child has:

- a fever of 38°C or above
- vomiting or diarrhoea
- severe cold or flu symptoms



## ALLERGIES

Anaphylaxis is a severe and sudden allergic reaction to foods such as nuts or shellfish, or insect bites. If your child is diagnosed with a severe allergy to a particular food it is important to inform the school principal as early as possible so that strategies can be put in place that help to minimise exposure to the known allergen.

## HEAD LICE

It is common for school children to get head lice at some time and it has nothing to do with being clean or dirty. Head lice can spread when children are in close contact, but head lice do not cause any harm to your child's health.


## IMMUNISATION

When enrolling a child, parents/caregivers will be asked to provide an Immunisation History Statement or the NSW Health Immunisation Certificate.

The Immunisation History Statement can be obtained by contacting the Australian Childhood Immunisation Register on 1800 653 809 and the NSW Health Immunisation Certificate can be sought from your doctor. A child without either an Immunisation History Statement or the NSW Health Immunisation Certificate will not be prevented from enrolling. Under the NSW Public Health Act 1991, however, children without proof of immunisation may be asked by Public Health Officials to stay at home during an outbreak of vaccine preventable disease. Particular arrangements will be worked out by the local public health unit in consultation with the school. Schools may notify parents of the outbreak so that families are aware of the symptoms.



# Infectious Diseases



Children must stay away from school for the following conditions.

- *Chicken pox* At least five days after first spots appear or at least until blisters have all crusted
- *Conjunctivitis* While there's a discharge from the eye.
- *Gastroenteritis* At least 24 hours after diarrhoea stops.
- *German Measles* Four days after rash appears.
- *Hepatitis A* Two weeks after first symptoms or one week after onset of jaundice.
- *Impetigo (School Sores)* Until treatment starts. Sores should be covered by a watertight dressing
- *Measles* Five days after rash appears.
- *Mumps* Nine days after swelling occurs.
- *Head Lice* Until the head is treated with anti-lice treatment from a chemist. It is advisable to treat all family members and to notify the school.


All the above rules are made by the NSW Health Department.

## SUN SAFETY

All children must wear a school sun hat (ie a hat that protects the neck, ears and face) or they are not allowed to play in the sun. Hats can be purchased from the school office.

Schools try to protect children at school from the damaging effects of the sun's UV rays by providing shelters where possible and having hats as part of the school uniform. Your child's hat must be worn when they are on the playground or they will have to play in the shade. Children can also wear sunglasses at school to protect their eyes from sun damage.

At home, apply sunscreen on your child each morning before they leave for school as part of their regular routine.



# UNIFORMS

## Summer

**Girls** Blue and white check tunic with sleeves or blue and white check shorts or skorts,  
with royal blue polo shirt  
White socks/black shoes or black joggers /school hat

**Boys** Royal blue polo shirt / grey shorts  
Grey socks/black shoes or black joggers /school hat

## Winter

**Girls** Navy blue slacks or tracksuit (with no other markings) royal blue polo shirt or skivvy/royal blue  
sloppy joe  
White socks/black shoes or black joggers / school hat

**Boys** Grey trousers/track pants (with no other markings)/royal blue polo shirt or skivvy/royal blue  
sloppy joe  
Grey socks/black shoes or black joggers / school hat

## Sport - Summer

**Girls** Red polo shirt/black pleated skirt or black shorts or black skorts/plain  
White sports socks/joggers / school hat


**Boys** Red polo shirt/plain black shorts with no other markings/plain  
White sports socks/joggers / school hat

## Sport - Winter

**Girls** Black tracksuit pants (with no other markings)/red polo shirt or  
**Boys** skivvy/royal blue sloppy joe/plain white sports socks/joggers / school hat

**The school uniform shop is managed by the Wongarbron P&C.**

**School polos, sports shirts, tunics, shorts, school hats and school jackets can be purchased from the uniform shop by completing a [Uniform Order Form](#) and emailing this form to the P&C or sending completed form to the school office. Payment can be made online to P&C or cash. Purchases can be sent home with your child or picked up from the school office.**







## EATING AT SCHOOL

Eating at school will be a different experience for your child compared to eating at home or at preschool. There are sometimes no places to keep food hot or cold. Children often sit on the grass or on benches and balance their food on their knees. They will also need to be able to open everything that their food is wrapped in and they won't want to spend so much time eating that they miss out on playing.

No tinned food – pop into a container at home to ensure student safety.

### Tips to help your child

- *Pack food that is easy to open, easy to eat and not messy.*
- *Write your child's name on their lunch box, water bottle and any other containers.*
- *Include a frozen drink bottle to keep food cold. Wrap it in a tea towel in case it leaks.*
- *Use insulated lunch boxes or cooler bags.*
- *Avoid using plastic wrap because children find it hard to pull apart; paper bags are better for the environment too.*
- *Remind your child to wash their hands before eating and use the toilet at recess and lunch.*
- *Pack a water bottle for your child each day and remind them that they can also get water from the taps or bubblers throughout the day.*

### Recess and lunch ideas

- *Cut fruit into pieces (squeeze a little lemon on apples or pears to stop them going brown) and put them in a small container.*
- *Cut up vegetables such as carrots, celery and cucumber and put them in a resealable plastic bag. In a separate container put dips or yoghurt to dip vegetables in.*
- *Make wholemeal muffins and freeze them.*
- *Cut an orange into slices and store in a container.*
- *Try different breads, such as rolls, pita, wholegrain or tortilla wraps.*
- *If using tomato, slice thinly and place between other fillings to stop the Sandwich from going soggy.*
- *Cook a little extra dinner and save some for lunch the next day. Quiche, homemade pizza slices, salmon patties, roast vegetables, noodle salads or sausages could be used. A freezer brick or frozen drink can keep this food fresh.*

[www.healthykids.nsw.gov.au](http://www.healthykids.nsw.gov.au)

**healthykids**  
eat well, get active



# Ready for school checklist

## This year

- Attend a school orientation or transition to school program and make sure you have the school's phone number (6887 8242).
- Take your child to your local community health nurse or doctor for a health check and make sure their immunisations are up to date before school starts.
- If your child takes medication or has an allergy, a medical condition or additional needs, inform the school as early as possible and make an appointment to speak with school staff.
- Apply for a school travel pass if needed. Go to [apps.transport.nsw.gov.au/ssts](https://apps.transport.nsw.gov.au/ssts) or phone 131 500.
- Organise out of school hours care.
- Practise safely walking or travelling to and from school.

## Some things you might need to buy

- ✓ School uniform (summer, winter, sports)
- ✓ hat (part of school uniform)
- ✓ school shoes, socks and running shoes (try Velcro straps if your child can't tie laces)
- ✓ backpack
- ✓ lunch box (have your child choose one they can open) water bottle
- ✓ paint shirt (an old T-shirt will do) and library bag

The first day of Kindergarten is a big event in your child's life – and that of your entire family. To help you make the most of the day and enjoy the experience, here are some helpful tips.

## The night before the first day

- Lay out your child's clothes, shoes and socks.
- Make your child's morning tea and lunch and put it in the fridge.
- Help your child pack their school bag.
- Pack a spare pair of underpants, socks and a change of clothes. Let your child know these are there in case they have any toilet accidents at school.

## On the day

- Be confident with your child and let them dress themselves as much as possible.
- Tie back or plait long hair.
- Apply sunscreen and get your child to wear their hat on the way to school.
- Don't forget to take photos.

## Saying goodbye

At first, you might like to stay for a while until your child feels secure at school. When your child has settled into school, a short and reassuring goodbye encourages independence. Let them know who will pick them up at the end of the day, and make sure you or that person picks your child up on time.



## Engaging with your child's education

Our school is committed to working with you to ensure you have all the information and support you need to help your child get the most out of school. You have the right to feel welcome in school, to be treated fairly and to be able to actively participate in your child's schooling.

We ask that in return you commit to making your interactions with teachers, school staff, parents and other children positive. We are all partners in our children's education. Every child has the right to expect their best interests will shape our decision-making and actions. School staff have the right to feel safe in their workplace and be free of intimidating actions or language, as well as inappropriate or unhelpful communications. All our interactions and communications – including those about difficult or complex issues – should be timely, respectful, transparent and focused on solutions.





## How to find the right person if you have a question or issue

The best education happens when families and schools work together.

If you have questions about your child starting Kindergarten, our website has information on the enrolment process and finding your local school. Contact your local school if you want to talk to someone before term starts.

Once your child has started school, you may have questions or concerns. Your child's teacher is often the best place to start if you would like to talk about your child's progress. If you aren't sure who to talk to, your child's teacher or school office staff can give you the right contact details.



### Did you know?

**If your child misses as few as eight days each school term, by the end of primary school they will have missed a year of education.**



# Calendar 2022



## Key dates

### Term start and end dates\*

- Term 1 (Eastern) – 28 Jan to 8 Apr 2022
- Term 1 (Western) – 4 Feb to 8 Apr 2022
- Term 2 – 26 Apr to 1 July 2022
- Term 3 – 18 July to 23 Sept 2022
- Term 4 – 10 Oct to 20 Dec 2022

### School development days

- Term 1 (Eastern) – 28 Jan and 31 Jan 2022
- Term 1 (Western) – 4 Feb and 7 Feb 2022
- Term 2, 3 and 4 – 26 April, 18 July and 20 Dec 2022

### School vacation dates 2022

- Summer (Eastern) – 20 Dec 2021 to 27 Jan 2022
- Summer (Western) – 20 Dec 2021 to 3 Feb 2022
- Autumn – 11 Apr to 22 Apr 2022
- Winter – 4 July to 15 July 2022
- Spring – 26 Sept to 7 Oct 2022
- Summer (Eastern) – 21 Dec 2022 to 26 Jan 2023
- Summer (Western) – 21 Dec 2022 to 2 Feb 2023

### Education Week

1-5 August 2022

### Exam dates

- Selective high school placement test – 10 Mar 2022
- NAPLAN online test window – 10 to 20 May 2022
- Opportunity class placement test – 28 July 2022

### Public holidays



### Scan me for practical school tips!

To help your child get the most out of their school year and to explore our resources, check out our back to school hub at [education.nsw.gov.au/back-to-school](https://education.nsw.gov.au/back-to-school)

School zone speed limits apply on all school days, including school development days.



\* Check with your school as starting and finishing dates may change.

## Useful websites

Quick guide for parents and carers – everything you need to know

[education.nsw.gov.au/parent-guide](https://education.nsw.gov.au/parent-guide)

Practical help with homework, school transitions and supporting students

[education.nsw.gov.au/back-to-school](https://education.nsw.gov.au/back-to-school)

For complaints, compliments and suggestions

[education.nsw.gov.au/your-feedback](https://education.nsw.gov.au/your-feedback)

Disability, learning and support

[education.nsw.gov.au/disability-learning-and-support](https://education.nsw.gov.au/disability-learning-and-support)

## School information

Wongarbron Public School

P 02 6887 8242

F 02 6887 8435

E [wongarbron-p.school@det.nsw.edu.au](mailto:wongarbron-p.school@det.nsw.edu.au)

W [wongarbron-p.schools.nsw.gov.au](https://wongarbron-p.schools.nsw.gov.au)

